

THANKS FOR BUYING A PROBLEM SOLVERS WIDE CABLE CARRIER!

The Problem Solvers Wide Cable Carrier is a cable carrier spanning 50mm (much wider than most), allowing for greater leverage and braking power—especially handy for ‘cross setups. The extra clearance also makes it perfect for use with fenders.

⚠ WARNING: CYCLING CAN BE DANGEROUS. BICYCLE PRODUCTS SHOULD BE INSTALLED AND SERVICED BY A PROFESSIONAL MECHANIC. NEVER MODIFY YOUR BICYCLE OR ACCESSORIES. READ AND FOLLOW ALL PRODUCT INSTRUCTIONS AND WARNINGS INCLUDING INFORMATION ON THE MANUFACTURER’S WEBSITE. INSPECT YOUR BICYCLE BEFORE EVERY RIDE. ALWAYS WEAR A HELMET.

For additional technical and safety information, visit:
www.problemsolversbike.com/safety

COMPATIBILITY

The Wide Cable Carrier is designed for use with cantilever brakes and levers. It is not compatible with V-brakes, one-piece “link wire” cantilever brakes, or any other style of brake.

The Wide Cable Carrier may not work on small bikes due to limited distance between the cable housing stop and the wheel. If you are unsure of compatibility, consult your local bike shop and have a service tech take a look.

INTENDED USE

The Wide Cable Carrier is designed to provide increased leverage and power with cantilever brakes and/or solve clearance issues when used on bikes with fenders. It is not designed to work with any other style of brake.

STUFF YOU NEED (NOT INCLUDED):

- Cantilever brake
- A NEW straddle wire
- A NEW brake cable

TOOLS REQUIRED

- 3mm Allen wrench
- Cable cutter

⚠ WARNING: The Wide Cable Carrier is a cable carrier designed for use with cantilever brake systems and a traditional straddle cable. In the event of a cable failure with these systems, the straddle wire may fall into your tire causing a sudden stop that could lead to a crash causing serious injury. We **STRONGLY RECOMMEND** the use of a reflector bracket that extends beyond and under the straddle wire of the Wide Cable Carrier to prevent the straddle cable from making contact with the tire in the event of brake cable slippage or failure.

INSTALLATION:

1. Route the NEW brake cable from the brake lever to the cable stop and install the housing according to the manufacturer’s instructions.
2. Feed the cable through the vertical hole in the Wide Cable Carrier (figures 1 & 2). Using your 3mm Allen wrench, secure the cable carrier to the brake cable by tightening the included set screw until the carrier cannot slip on the brake cable. Do not over tighten as this can weaken the cable by crushing it.

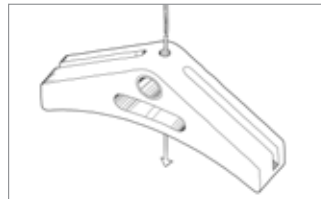


Figure 1

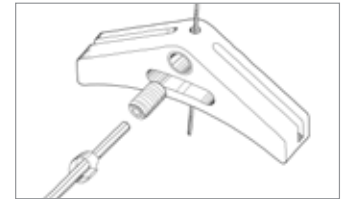


Figure 2

3. Route the NEW straddle wire horizontally through the cable carrier. You may need to gently pull back on the brake cable to make room (figures 3 & 4).

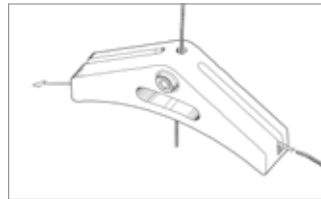


Figure 3

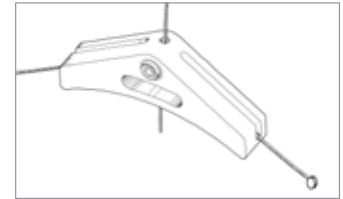


Figure 4

4. Install the straddle wire into the brake assembly and adjust the brakes per the brake manufacturer’s instructions.
5. Check your cable carrier height: verify that braking does not interfere with the tire or fender. Adjust the height of the cable carrier, as needed. Tighten the pinch bolt in the cable hanger to firmly hold the cable in place. Figure 5 shows an example of appropriate carrier height, which is approximately 40–50mm.

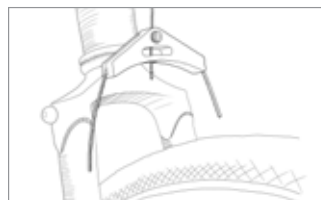


Figure 5

6. Squeeze the brake lever **HARD** multiple times to seat the cable and straddle wire and test the pinch bolt for tightness. The cable must not slip.
7. Check to make sure that your brakes are properly adjusted before each ride.



LIMITED 2-YEAR WARRANTY

PROBLEM SOLVERS™ warrants this new PROBLEM SOLVERS product against defects in materials and workmanship for two (2) years from the original date of retail purchase by the consumer. This limited warranty is expressly limited to the repair or replacement of the original product, at the option of PROBLEM SOLVERS, and is the sole remedy of the warranty. This limited warranty applies only to the original purchaser of the PROBLEM SOLVERS product and is not transferable.

In no event shall PROBLEM SOLVERS be liable for any loss, inconvenience or damage, whether direct, incidental or consequential or otherwise resulting from breach of any express or implied warranty or condition of merchantability, fitness for a particular purpose, or otherwise with respect to this product except as set forth herein. This warranty gives the consumer specific legal rights, and those rights and other rights may vary from state to state.

This warranty does not cover the following:

- Damage due to improper assembly or follow-up maintenance or lack of skill, competence or experience of the end user
- Products that have been modified, neglected, used in competition or for commercial purposes, misused or abused, involved in accidents or anything other than normal use
- Damage or deterioration to the surface finish, aesthetics or appearance of the product
- Normal wear and tear
- Labor required to remove and/or refit and re-adjust the product within the bicycle assembly

TO THE EXTENT NOT PROHIBITED BY LAW, THESE WARRANTIES ARE EXCLUSIVE AND THERE ARE NO OTHER EXPRESS OR IMPLIED WARRANTIES OR CONDITIONS INCLUDING WARRANTIES OR CONDITIONS OF MERCHANTABILITY AND FITNESS FOR A PARTICULAR PURPOSE.

